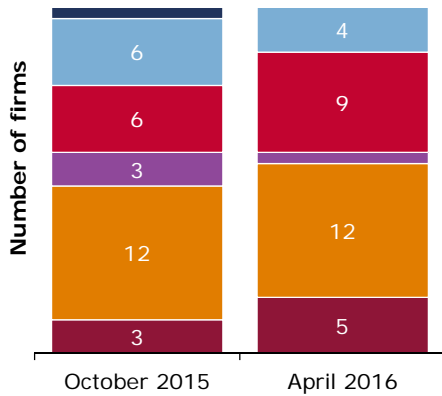




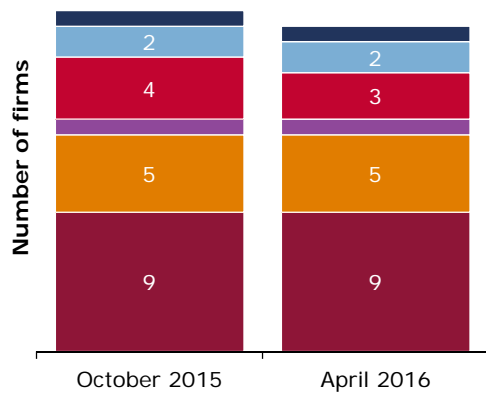
Distribution of lowest cash ISA rates at 1 October 2015 and 1 April 2016

ISA Branch - open account interest rates



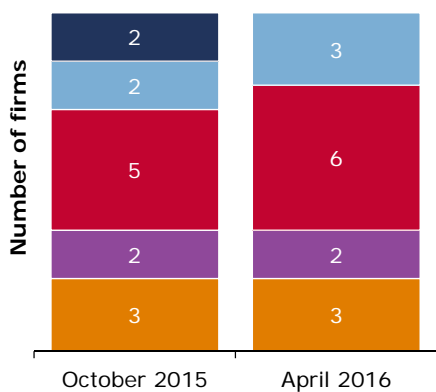
■ Less than 0.5 ■ 0.5 to 0.75 ■ 0.75 to 1
 ■ 1 to 1.25 ■ 1.25 to 1.5 ■ 1.5 or greater

ISA Branch - closed account interest rates



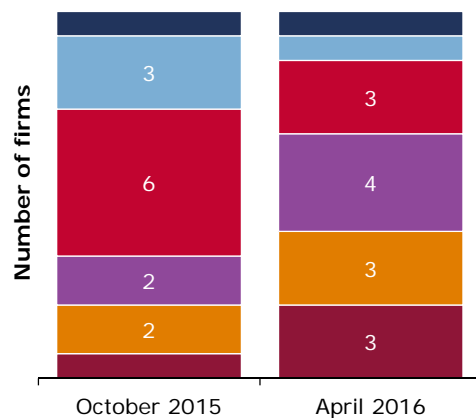
■ Less than 0.5 ■ 0.5 to 0.75 ■ 0.75 to 1
 ■ 1 to 1.25 ■ 1.25 to 1.5 ■ 1.5 or greater

ISA No Branch - open account interest rates



■ Less than 0.5 ■ 0.5 to 0.75 ■ 0.75 to 1
 ■ 1 to 1.25 ■ 1.25 to 1.5 ■ 1.5 or greater

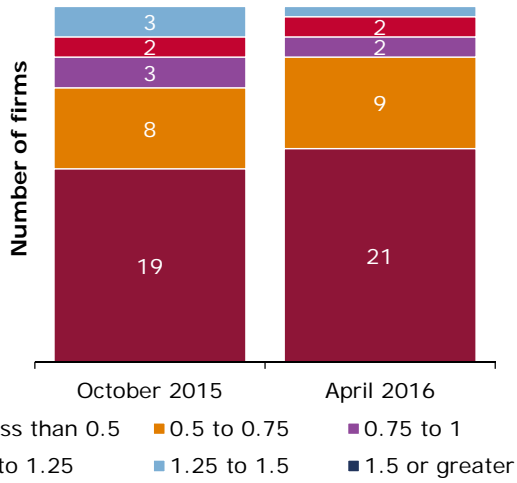
ISA No Branch - closed account interest rates



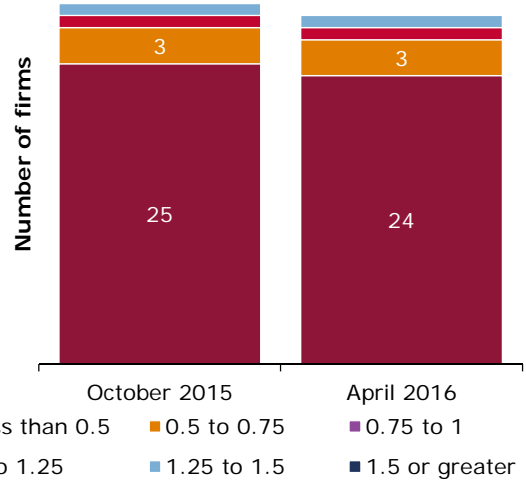
■ Less than 0.5 ■ 0.5 to 0.75 ■ 0.75 to 1
 ■ 1 to 1.25 ■ 1.25 to 1.5 ■ 1.5 or greater

Distribution of lowest easy access cash savings rates at 1 October 2015 and 1 April 2016

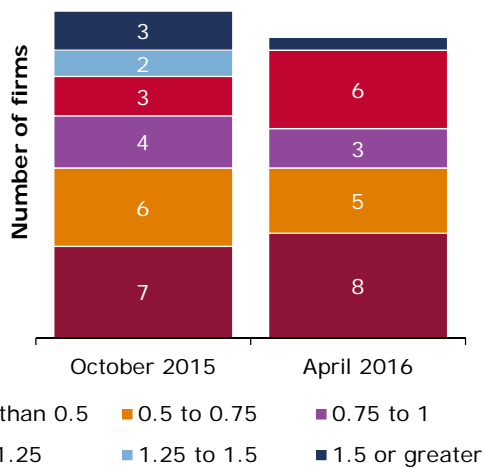
Cash Savings Branch - open account interest rates



Cash Savings Branch - closed account interest rates



Cash Savings No Branch - open account interest rates



Cash Savings No Branch - closed account interest rates

